

The Story of Milk: From the Cow to the Cup Lesson Plan

Curriculum: English, History and Social Science, Mathematics

Grade: K-2

Virginia Standards of Learning: E/W.K.8, E/W.1.1, E/W.1.7, E/W.2.7, E/W.2.8, HSS.K.6, HSS.1.7, HSS.2.7, MAT.K.3, MAT.1.5

Objectives: Students will understand:

- *milk is the state beverage of Virginia*
- *how milk gets from the cow to our kitchen table*
- *how to practice retelling different events in the correct sequence*

Time Required: 60 minutes

Materials and Resources: emblem picture of milk; computer with Internet access; website <http://www.moomilk.com>; *What Dairy Foods Did I Eat Yesterday?* worksheet; *Drink Milk Everyday* handout; and *The Story of Milk: From the Cow to the Cup* assessment flow chart (two different assessments depending on age/grade level); and answer sheet; crayons, colored pencils, and/or markers; drawing paper.

Procedure:

1. Hold up the emblem picture of milk. Explain that milk is the state beverage of Virginia.
2. Ask students if they had milk today with their breakfast. Do they know where that milk came from? Do any of them have cows at home? How do we get the milk we drink every day?
3. Have students take the online tour to find out the answers to the above questions. On the Internet, go to the website <http://www.moomilk.com/virtual-tour>.
4. Read about the different steps that are required so milk can get from the cow to them.
5. Have students listen to and look carefully at the steps so they can remember what happens in the correct sequence.
6. Have students draw the steps on separate cards. Select several students to stand in front of the class (remember to stand them out of order) and have the class put the pictures in the correct order. Students can also be placed in groups, be assigned a step, and create and practice the order with other groups.
7. Students can also use body motions to recreate the steps.

Assessment:

1. Use the flow chart provided with this lesson for assessment. It shows the events from the online tour, but the key words for each event are left blank. Students can fill in the blanks with the words and place the pictures in the correct order.

Extension:

1. Students can review the frequently asked questions on the website and take the online quiz.
2. Explain the food groups. Use the handouts provided to test student knowledge on dairy products.



Name

What Dairy Foods Did I Eat Yesterday?



Cheese



Cottage Cheese



Pudding or Custard



Yogurt



Ice Cream


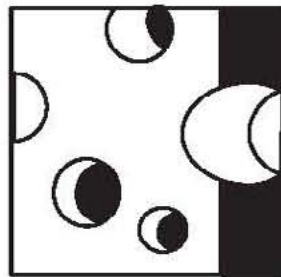

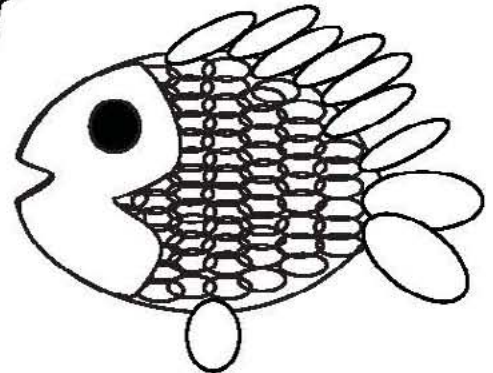

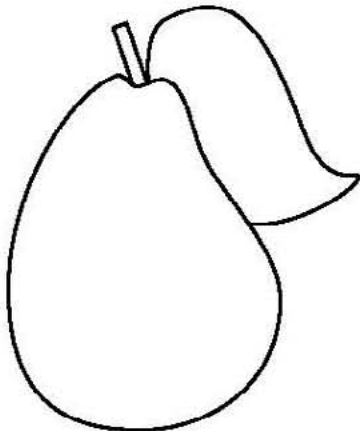

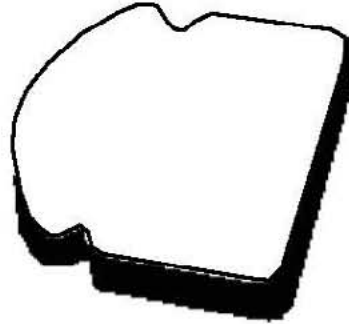



Milk

Name _____

Drink Milk Everyday

Draw a line from the cow to foods that belong in the MILK GROUP.



The Story of Milk: From the Cow to the Cup

Name: _____

Milk is the Virginia state beverage.

Draw a line to match picture to word.




1

Farm




2

Cow



3

Truck



4

Store

The Story of Milk: From the Cow to the Cup

Name: _____

A _____ eats up to 8 times a day and likes cereal, chips, and cottonseed!

1

A _____ is where the cows are milked. The cow's udder holds the milk.

I hope you enjoyed learning about milk, the Virginia state beverage.

After visiting the website www.moomilk.com/tour.htm, please complete both parts of the worksheet.

Good luck!

2

Special _____ keep the raw milk cold.

A. Use these words to fill in the blanks.




trucks grocery store

processing plant cow parlor

3

The _____ pasteurizes the milk so we can drink it.

B. Use numbers 1 - 5 to put the pictures in the correct order.



4

The milk is ready for us to drink. We buy it at the _____.

5

The Story of Milk: From the Cow to the Cup

Name: _____

A **cow** eats up to 8 times a day and likes cereal, chips, and cottonseed!

1

A **parlor** is where the cows are milked. The cow's udder holds the milk.

2

A. Use these words to fill in the blanks.



trucks grocery store cow parlor
processing plant

Special **trucks** keep the raw milk cold.

3

The **processing plant** pasteurizes the milk so we can drink it.

B. Use numbers 1-5 to put the pictures in the correct order.



1

5

2

3

4

I hope you enjoyed learning about milk, the Virginia state beverage.

After visiting the website www.moormilk.com/tour.htm, please complete both parts of the worksheet.

Good luck!

The milk is ready for us to drink. We buy it at the **grocery store**.

5